

Stocktrail Elementary
Board Report
2021-2022

School Demographics

Staff	2019-2020	2020-2021	2021-2022
Certified	32	34	32
ESP	18	19	18

School Enrollment

Fall	JK	K	1	2	3	4	5	6	Total
Oct. 1st 2019	14	49	50	43	46	44	55	42	343
Oct. 1st 2020	14	58	61	54	55	55	45	23	365
2021-2022 (Current)	NA	64	55	53	53	55	57	48	385

Subgroups

*Subgroup data from the state is a year behind.

		2019-2020			2020-2021			2021-2022 Current		
Category		School	District	State	School	District	State	School	District	State
Gender	Female	51%	49%	48%	50%	49%	48%	53%	49%	48%
	Male	49%	51%	52%	50%	51%	52%	47%	51%	52%
IEP		9%	12%	14%	9%	12%	14%	7%	11%	14%
Free/Reduced		21%	32%	35%	24%	35%	33%	13%	22%	33%
Mobility		10%	16%	NA	13%	14%	NA	TBD	TBD	NA
ELL		5%	4%	3%	4%	4%	3%	6%	5%	2%
Ethnicity	White	83%	83%	78%	80%	83%	77%	78%	85%	77%
	Hispanic	14%	12%	14%	18%	12%	14%	19%	11%	14%
	Other Minority	3%	5%	8%	2%	5%	9%	3%	4%	9%

Overall School Performance

Overall School Performance on Indicators

Only students enrolled for a full academic year (FAY) are included (FAY is from first school day in October to midpoint in test window)

Indicator	WAEA Target Level	ESSA Norm Category	Count of Students	Description
Growth	N/A	N/A		WAEA: The mean student growth percentile (MGP) in reading and math combined for all students in grades four through eight as measured from prior year PAWS to current year WY-TOPP.
				ESSA: The mean student growth percentile (MGP) in ELA and math combined for all students grades four through ten.
Equity	N/A	N/A	;	The weighted mean student growth percentile (MGP) with MGP of students who scored in the bottom 25% of students on the prior year test weighted at 80% and the MGP of the remaining students weighted at 20%. The reported count of students for this indicator reflects the number of students with tests in the consolidated subgroup and the number of students with tests not included in the consolidated subgroup. In some cases, students have a test in each group.
Achievement*	Meets Target 58	Average 55.6	177	WAEA: The percent proficient or above on the state test in English language arts, mathematics, and science.
			177	ESSA: The percent proficient or above on the state test in English language arts and mathematics.
ELP	Meets Target 58	Above Average 58.3	12	The percent of English learners who met their annual goal for English language proficiency.

* A school's achievement score may be lowered if the school does not meet the 95% participation rate requirement

FAY School Participation Rate Status WAEA: **Met**

FAY School Participation Rate Status ESSA: **Met**

Overall School Performance

	WAEA Performance Category Cut Scores			ESSA Performance Category Cut Scores		
	Below Targets	Meeting Targets	Exceeding Targets	Below Average	Average	Above Average
Growth	<	>= and <	>=	<	>= and <	>=
Equity	<	>= and <	>=	<	>= and <	>=
Achievement	< 51	>= 51 and < 68	>= 68	< 47.7	>= 47.7 and < 58.6	>= 58.6
ELP	< 36	>= 36 and < 60	>= 60	< 27.7	>= 27.7 and < 50.0	>= 50.0

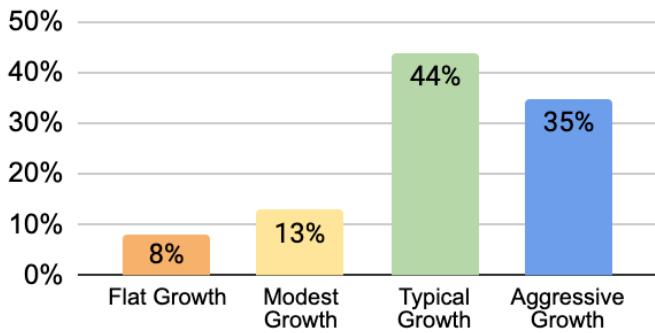
State Assessment WY-TOPP

*District grade levels will exceed the state average in content areas measured by Wyoming state assessments.

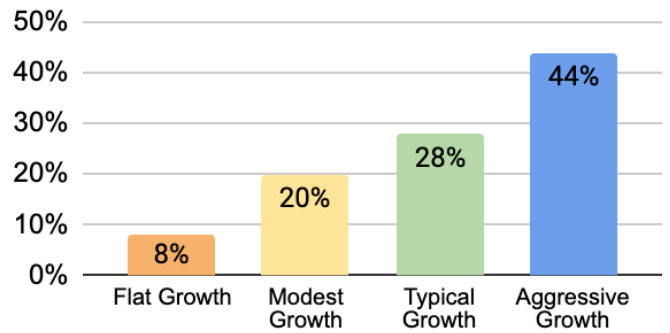
			School	District	State
Year	Grade	Subject	% Proficient & Advanced	% Proficient & Advanced	% Proficient & Advanced
2020-21	3	Math	44.6	38.6	50.5
2020-21	3	ELA	64.3	45.6	50.3
2020-21	4	Math	47.3	49.2	49.8
2020-21	4	ELA	58.2	44.9	48.7
2020-21	4	Science	70.9	49.6	48.2
2020-21	5	Math	55.3	48.5	51.2
2020-21	5	ELA	72.3	47.5	54.6
2020-21	6	Math	34.8	49.9	48.1
2020-21	6	ELA	52.2	54.4	58.9

District Assessment - Fastbridge (Fall to Spring Growth)

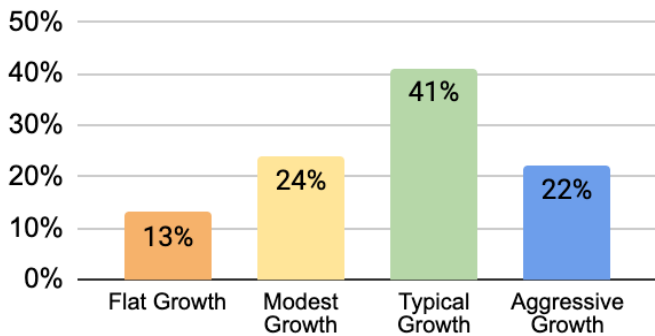
2nd Grade A Reading



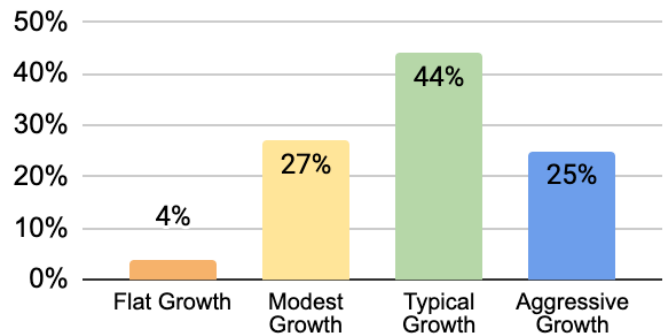
2nd Grade A Math



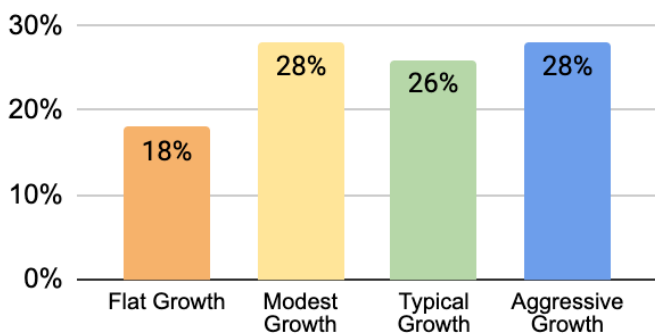
3rd Grade A Reading



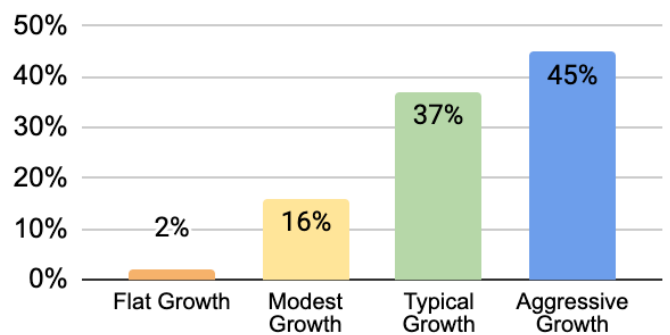
3rd Grade A Math



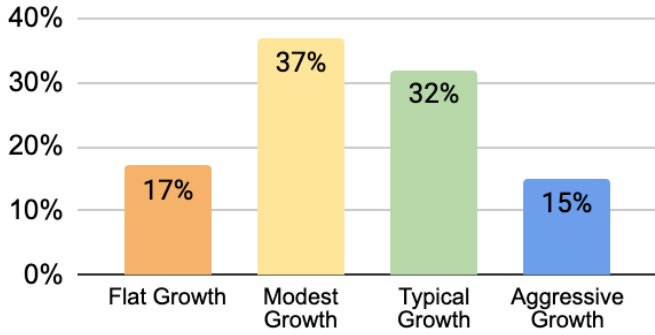
4th Grade A Reading



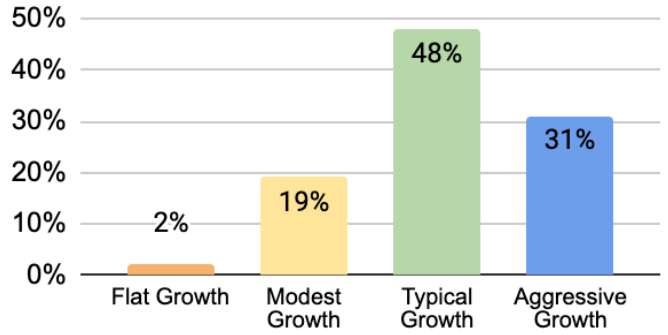
4th Grade A Math



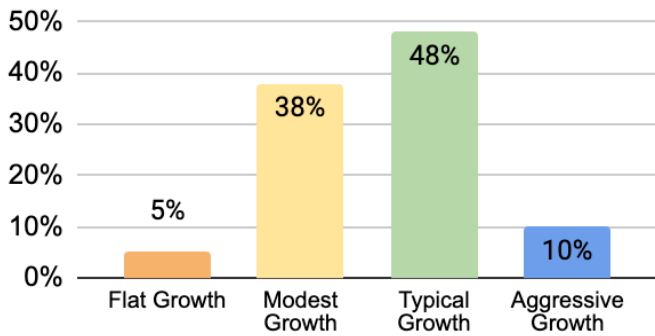
5th Grade A Reading



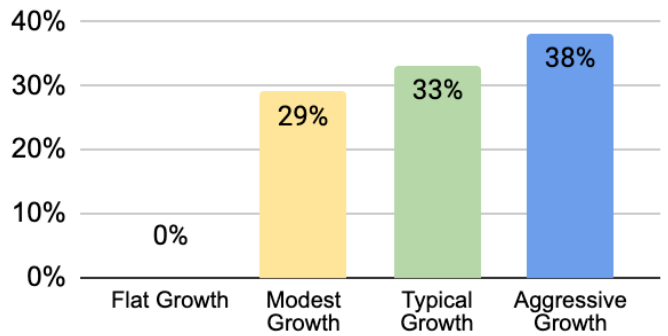
5th Grade A Math



6th Grade A Reading



6th Grade A Math



School Improvement Goal:

Goal 1: Stocktrail student achievement will increase by 10% in the 2021-2022 as measured from spring (2021) to spring (2022) WY-TOPP scores in Math.

Goal 2: Stocktrail student achievement will increase by 5% in the 2021-2022 as measured from spring (2021) to spring (2022) WY-TOPP scores in ELA.

Goal: 3 - Stocktrail will decrease the number of students in serious behavioral levels by 50%.

Goal: 4 - Stocktrail will address students suffering from Social-emotional factors.